

# INSTALLATION INSTRUCTIONS

|              |
|--------------|
| VEHICLE      |
| TOYOTA RAV 4 |

**EQUIPMENT REQUIRED:**

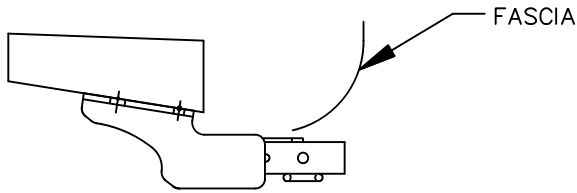
**WIRING ACCESS LOCATION:** SUV3, SUV4

**DRILL BITS:** NONE

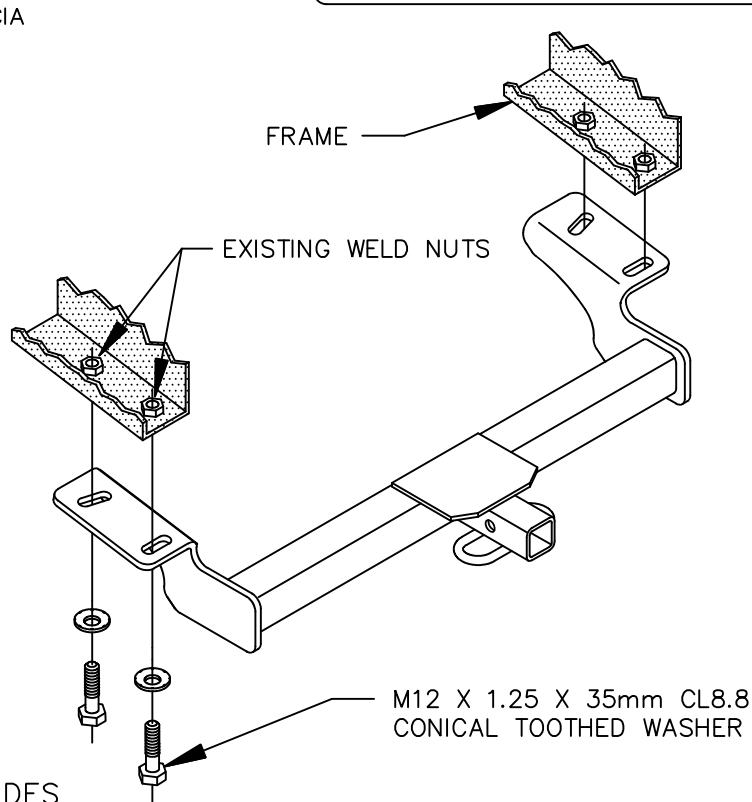
**HITCH REQUIRES 1/2" PIN & CLIP**

**WRENCHES:** (TIGHTEN ALL FASTENERS WITH TORQUE WRENCH) 17mm, 19mm

2000 LB (908 Kg.) MAX GROSS TRAILER WT  
 200 LB (90.8 Kg.) MAX TONGUE WEIGHT  
 DO NOT EXCEED TOWING VEHICLE RATINGS



HITCH SHOWN IN PROPER POSITION



**NOTE: FASTENERS TYPICAL BOTH SIDES**

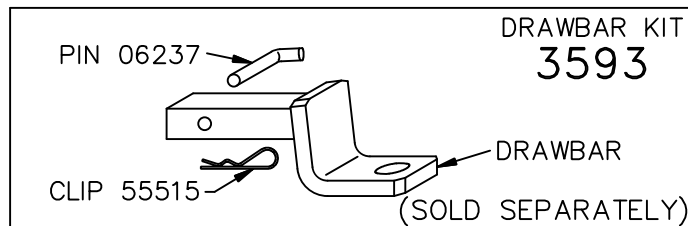
1. REMOVE THE TWO BOLTS AND TIE-DOWN BRACKETS FROM VEHICLE FRAME EACH SIDE. RETURN TIE-DOWN BRACKETS TO VEHICLE OWNER FOR REINSTALLATION IF THE HITCH IS REMOVED.
2. RAISE HITCH INTO POSITION AND INSTALL TWO (2) M12 X 1.25 X 35MM BOLTS, AND CONICAL TOOTHED WASHERS INTO EXISTING WELD NUTS AS SHOWN, EACH SIDE.

**NOTE: EARLY 1996 MODELS**

IF VEHICLE IS EQUIPPED WITH M10 FASTENERS, INSTALL HITCH WITH M10 X 1.25 X 40mm HEX BOLTS AND 7/16 CONICAL TOOTHED WASHERS, NOT INCLUDED.

TIGHTEN ALL M12 CL8.8 FASTENERS TO 68 LB-FT. (92 N\*M)

TIGHTEN ALL M10 CL8.8 FASTENERS TO 38 LB-FT. (52 N\*M)



USE ONLY THE DRAWBAR SHOWN FOR CORRECT BUMPER CLEARANCE AND HEIGHT.  
 DRAWBAR MUST BE USED IN THE DROP POSITION ONLY.

THIS PRODUCT COMPLIES WITH SAFETY SPECIFICATIONS AND REQUIREMENTS FOR CONNECTING DEVICES AND TOWING SYSTEMS OF THE STATE OF NEW YORK, V.E.S.C. REGULATION V-5 AND SAE J684.

|                     |              |
|---------------------|--------------|
| APPROX WEIGHT (LB.) | FASTENER KIT |
| 21.5                | F24704       |

NOTE: Check hitch frequently, making sure all fasteners and ball are properly tightened. If hitch is removed, plug all holes in trunk pan or other body panels to prevent entry of water and exhaust fumes. A hitch or ball which has been damaged should be removed and replaced. Observe safety precautions when working beneath a vehicle and wear eye protection. Follow car maker's specs for maximum trailer weight and tongue weight. Do not cut access or attachment holes with a torch.

Cequent Performance Products  
 Plymouth, Michigan

PRINTED IN MEXICO